






OLD PUFFER PETE'S PAPER TRAIN ACTIVITY

Use the example image to cut different shapes.
Teach your little trainee about the shapes & colors when building the train!



Instructions

1. Draw the simple train shapes shown above on construction or foam paper
2. Using scissors, cut out the shapes
3. Build a train of your favorite colors and try experimenting with different designs!



Visit Chuggington online to learn about even more recipes and activities!
Show off your creations on social media with the hashtag #TrainTogether!